

Iraq Stock Exchange

Bulletin No (53)



سوق العراق للأوراق المالية
IRAQ STOCK EXCHANGE

ISX Trading Indices of Sunday 29/3/2026

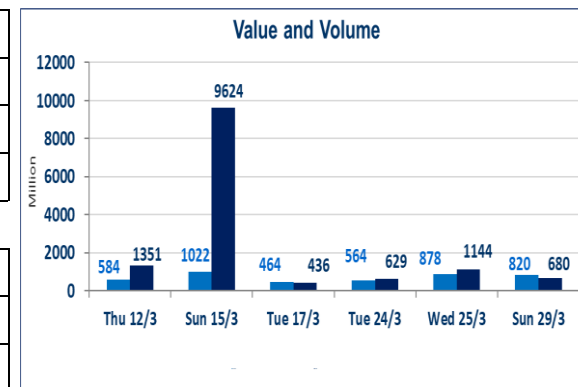
Traded Volume and OTC	820,169,631
-----------------------	-------------

Traded Value and OTC	680,368,803
----------------------	-------------

Traders	1066
---------	------

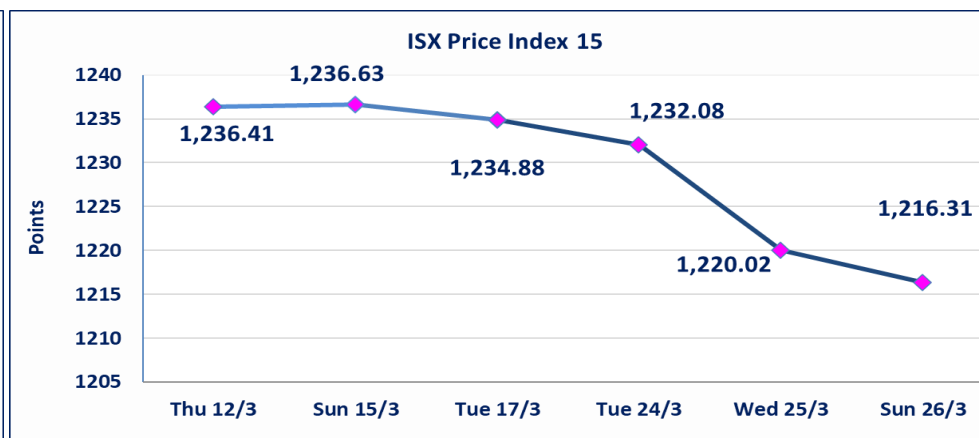
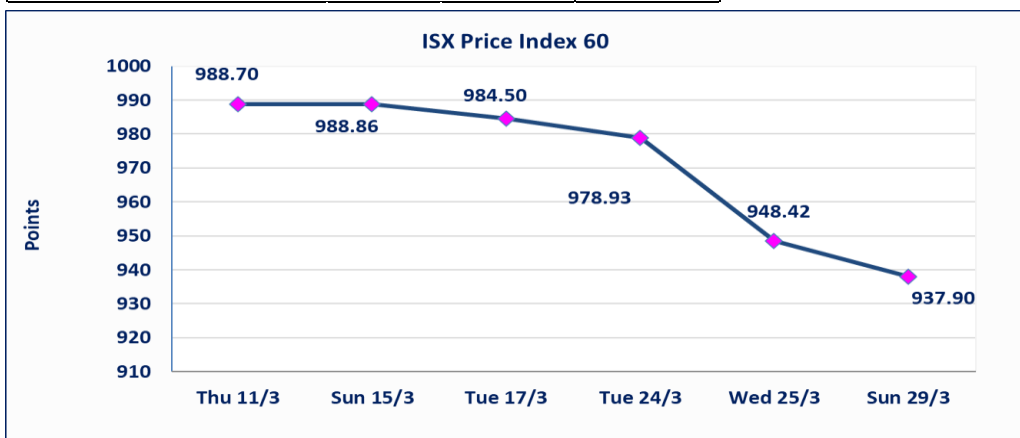
ISX Index 60	937.90
Previous ISX Index60	948.42
Change %	-1.11
Change	-10.52

ISX Index 15	1216.31
Previous ISX Index15	1220.02
Change %	-0.30
Change	-3.71



Listed Companies	104	OTC	14
Traded Listed Companies	49	OTC	2
GAM Companies	4		
Suspended Companies	10		

Non Traded listed	41	OTC	12
Higher Companies	6		
Lower Companies	21		



ISX top gaining and losing companies

Sunday 29/3/2026

Gainers

Company Name	Closing Price	Change (%)	Traded Volume
Al-Hamraa for Insurance	5.600	4.87	7,000
Dar Al-Salam for Insurance	0.810	3.85	3,897,000
National Islamic Bank	0.850	2.41	6,500,000
Al-Kindi of Veterinary Vaccines	2.500	2.04	2,001,562
General Transportation	1.880	1.62	957,951

Losers

Company Name	Closing Price	Change (%)	Traded Volume
Mosul Bank For Investment	0.140	-6.67	17,006,626
Ashour Hotel	29.310	-4.99	50,240
Iraqi Carton Manufactories	2.490	-4.60	2,029,969
Investment Bank of Iraq	0.210	-4.55	81,000,000
National Furniture Industries	0.950	-4.04	9,793

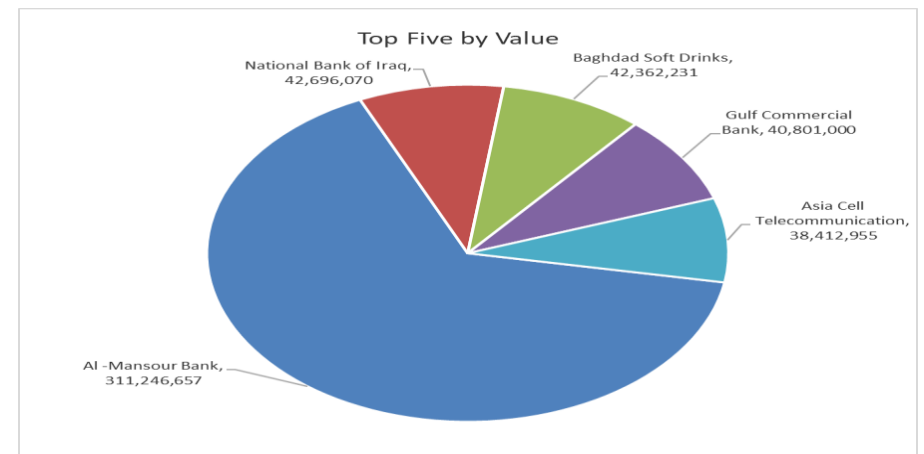
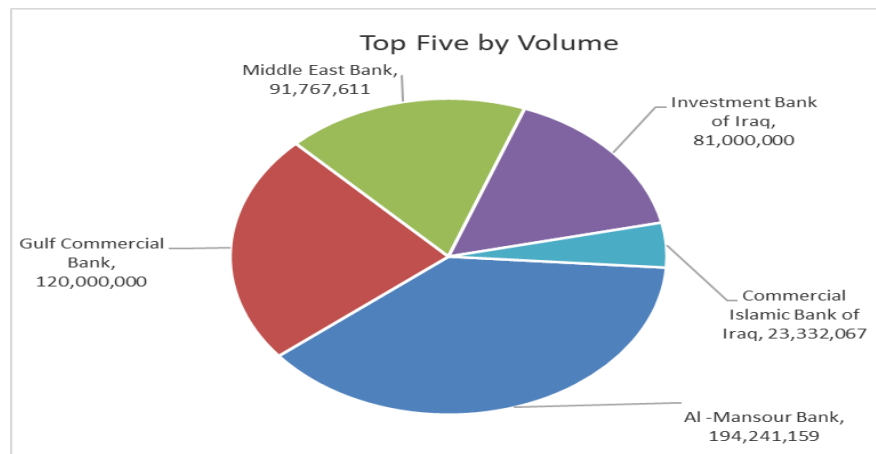
The most active companies in term of traded volume and value

Traded Volume

Company Name	Closing Price	Change (%)	Traded Volume
Al -Mansour Bank	1.570	-2.48	194,241,159
Gulf Commercial Bank	0.340	-2.86	120,000,000
Middle East Bank	0.060	0.00	91,767,611
Investment Bank of Iraq	0.210	-4.55	81,000,000
Commercial Islamic Bank of Iraq	0.650	-1.52	23,332,067

Traded Value

Company Name	Closing Price	Change (%)	Traded Value
Al -Mansour Bank	1.570	-2.48	311,246,657
National Bank of Iraq	4.830	-0.21	42,696,070
Baghdad Soft Drinks	5.800	-0.85	42,362,231
Gulf Commercial Bank	0.340	-2.86	40,801,000
Asia Cell Telecommunication	14.920	0.27	38,412,955



Regular Market Bulletin No (53)



Company Name	Code	opening Price	highest price	lowest price	Average price	Prev Average price	Closing Price	prev closing price	change (%)	No.of Trades	Traded Volume	Traded Value
Banks Sector												
Ashur International Bank	BASH	0.240	0.240	0.240	0.240	0.240	0.240	0.240	0.00	2	26,553	6,373
Bank of Baghdad	BBOB	3.230	3.240	3.200	3.220	3.210	3.200	3.230	-0.93	67	10,740,706	34,544,775
Commercial Islamic Bank of Iraq	BCOI	0.660	0.660	0.640	0.640	0.650	0.650	0.660	-1.52	19	23,332,067	14,987,596
Gulf Commercial Bank	BGUC	0.350	0.350	0.340	0.340	0.340	0.340	0.350	-2.86	25	120,000,000	40,801,000
Investment Bank of Iraq	BIBI	0.220	0.220	0.210	0.210	0.220	0.210	0.220	-4.55	15	81,000,000	17,060,000
Iraqi Islamic Bank	BIIB	1.010	1.010	1.010	1.010	1.010	1.010	1.010	0.00	1	49,209	49,701
Middle East Bank	BIME	0.060	0.060	0.060	0.060	0.060	0.060	0.060	0.00	3	91,767,611	5,506,057
Kurdistan International Bank	BKUI	1.100	1.100	1.100	1.100	1.100	1.100	1.100	0.00	2	41,866	46,053
Mosul Bank For Investment	BMFI	0.150	0.150	0.140	0.140	0.140	0.140	0.150	-6.67	8	17,006,626	2,380,994
Al -Mansour Bank	BMNS	1.620	1.630	1.570	1.600	1.640	1.570	1.610	-2.48	381	194,241,159	311,246,657
National Islamic Bank	BNAI	0.850	0.850	0.850	0.850	0.830	0.850	0.830	2.41	2	6,500,000	5,525,000
National Bank of Iraq	BNOI	4.840	4.840	4.830	4.830	4.850	4.830	4.840	-0.21	43	8,836,158	42,696,070
Al-Taif Islamic Bank	BTIB	0.670	0.670	0.670	0.670	0.670	0.670	0.670	0.00	1	2,225	1,491
United Bank	BUND	0.050	0.050	0.050	0.050	0.050	0.050	0.050	0.00	2	20,258	1,013
Total of Banks Sector										571	553,564,438	474,852,778
Telecommunication Sector												
Asia Cell Telecommunication	TASC	14.880	14.920	14.880	14.900	14.870	14.920	14.880	0.27	69	2,577,517	38,412,955
Al-Khatam Telecom	TZNI	3.710	3.710	3.600	3.650	3.610	3.600	3.600	0.00	5	33,298	121,545
Total of Telecommunication Sector										74	2,610,815	38,534,499
Insurance Sector												
Al-Ameen for Insurance	NAME	0.850	0.850	0.800	0.840	0.980	0.840	0.970	-13.40	10	260,154	219,528
Dar Al-Salam for Insurance	NDSA	0.800	0.810	0.800	0.810	0.780	0.810	0.780	3.85	5	3,897,000	3,146,570
Gulf Insurance	NGIR	0.430	0.430	0.430	0.430	0.430	0.430	0.430	0.00	1	500,000	215,000
Total of Insurance Sector										16	4,657,154	3,581,098
Service Sector												
Baghdad -Iraq Transportation	SBPT	22.500	22.500	22.000	22.060	22.180	22.050	22.500	-2.00	17	231,335	5,104,079
Kharkh Tour Amuzement City	SKTA	4.250	4.250	4.250	4.250	4.210	4.250	4.250	0.00	4	37,887	161,020
Mamoura Realestate	SMRI	3.250	3.250	3.200	3.220	3.250	3.200	3.250	-1.54	14	216,717	697,074
Total of Service Sector										35	485,939	5,962,173
Industrial Sector												
Baghdad Soft Drinks	IBSD	5.850	5.850	5.800	5.830	5.850	5.800	5.850	-0.85	103	7,270,992	42,362,231
Al -Khazer Construction Material	IKHC	1.280	1.280	1.270	1.280	1.280	1.270	1.280	-0.78	19	1,374,909	1,758,709
Al-Kindi of Veterinary Vaccines	IKLV	2.450	2.500	2.450	2.500	2.450	2.500	2.450	2.04	14	2,001,562	5,003,855
Al-Mansour Pharmaceuticals Ind	IMAP	2.090	2.090	2.090	2.090	2.080	2.090	2.090	0.00	8	519,491	1,085,736
Modern Sewing	IMOS	5.500	5.500	5.400	5.450	5.470	5.400	5.500	-1.82	5	56,791	309,328
Total of Industrial Sector										149	11,223,745	50,519,859
Hotels Sector												
Ishtar Hotels	HISH	9.050	9.050	9.000	9.040	9.010	9.000	9.000	0.00	12	962,768	8,703,050
Total of Hotels Sector										12	962,768	8,703,050
Agricultural Sector												
Babil Animal & Vegetable Products	ABAP	6.840	6.840	6.700	6.700	6.840	6.700	6.840	-2.05	5	32,635	218,695
Agricultural Products Meat	AIPM	4.370	4.370	4.370	4.370	4.400	4.370	4.370	0.00	4	10,803	47,209
Iraqi Agricultural Products	AIRP	10.000	10.000	10.000	10.000	10.000	10.000	10.000	0.00	1	100	1,000
Modern for Animal Production	AMAP	0.350	0.350	0.350	0.350	0.350	0.350	0.350	0.00	6	73,161	25,606
Total of Agricultural Sector										16	116,699	292,511
Total Of Regular										873	573,621,558	582,445,969

Second Platform Market Bulletin No (53)



Company Name	Code	opening Price	highest price	lowest price	Average price	Prev Average price	Closing Price	prev closing price	change (%)	No.of Trades	Traded Volume	Traded Value
Banks Sector												
Al-Ataa Islamic Bank	BLAD	0.100	0.100	0.100	0.100	0.100	0.100	0.100	0.00	1	100,000	10,000
Credit Bank Of Iraq	BROI	0.600	0.600	0.600	0.600	0.600	0.600	0.600	0.00	3	250,000	150,000
Total of Banks Sector										4	350,000	160,000
Insurance Sector												
Al-Hamraa for Insurance	NHAM	5.600	5.600	5.600	5.600	5.340	5.600	5.340	4.87	1	7,000	39,200
Total of Insurance Sector										1	7,000	39,200
Investment Sector												
Al-Ameen for Financial Investme	VAMF	1.200	1.200	1.200	1.200	1.200	1.200	1.200	0.00	1	2,000	2,400
Total of Investment Sector										1	2,000	2,400
Industrial Sector												
Al-Ameen Estate Investment	SAEI	1.890	1.900	1.850	1.860	1.890	1.850	1.890	-2.12	12	273,394	507,215
Total of Industrial Sector										12	273,394	507,215
Industrial Sector												
Fallujah for construction Materi	IFCM	2.760	2.760	2.750	2.760	2.770	2.760	2.760	0.00	12	1,673,711	4,614,442
National Furniture Industries	IHFI	0.950	0.950	0.950	0.950	0.990	0.950	0.990	-4.04	1	9,793	9,303
Total of Industrial Sector										13	1,683,504	4,623,746
Hotels Sector												
Ashour Hotel	HASH	30.850	30.850	29.310	29.320	30.850	29.310	30.850	-4.99	4	50,240	1,472,904
Total of Hotels Sector										4	50,240	1,472,904
Total of Non Regular										35	2,366,138	6,805,464

Undisclosed Platform Companies Bulletin No (53)



Company Name	Code	opening Price	highest price	lowest price	Average price	Prev Average price	Closing Price	prev closing price	change (%)	No.of Trades	Traded Volume	Traded Value
Banks Sector												
Sumer Commercial Bank	BSUC	0.150	0.160	0.150	0.150	0.150	0.160	0.160	0.00	11	16,673,852	2,507,078
Total of Banks Sector										11	16,673,852	2,507,078
Industrial Sector												
AL-Badia for General Trans	SBAG	0.870	0.910	0.870	0.880	0.910	0.910	0.910	0.00	6	134,615	118,500
General Transportation	SIGT	1.850	1.880	1.850	1.850	1.850	1.880	1.850	1.62	8	957,951	1,772,815
Total of Industrial Sector										14	1,092,566	1,891,315
Industrial Sector												
Iraqi Carton Manufactories	IICM	2.600	2.600	2.490	2.510	2.600	2.490	2.610	-4.60	18	2,029,969	5,103,219
Modern Construction Materials	IMCM	1.250	1.250	1.250	1.250	1.250	1.250	1.250	0.00	2	103,976	129,970
National Chemical &Plastic	INCP	1.900	1.900	1.850	1.850	1.900	1.870	1.900	-1.58	3	2,502,631	4,635,999
The Light Industries	ITLI	1.250	1.250	1.250	1.250	1.250	1.250	1.250	0.00	10	5,000,000	6,250,000
Total of Industrial Sector										33	9,636,576	16,119,188
Hotels Sector												
Palestine Hotel	HPAL	18.800	18.800	18.250	18.370	18.520	18.250	18.500	-1.35	30	952,841	17,501,545
Total of Hotels Sector										30	952,841	17,501,545
Agricultural Sector												
Iraqi for Seed Production	AISP	4.950	4.950	4.910	4.940	4.930	4.910	4.950	-0.81	17	3,101,100	15,305,493
Total of Agricultural Sector										17	3101100	15,305,493
Total of Undisclosed										105	31,456,935	53,324,620
Grand Total										1,013	607,444,631	642,576,053

Iraq Stock Exchange not trading companies of Sunday 29/3/2026

Company Names	Code	Previous Average Price	Closing Price
Banks Sector			
Economy Bank	BEFI	0.220	0.220
Elaf Islamic Bank	BELF	0.250	0.250
Union Bank of Iraq	BUOI	0.170	0.170
Asia Al Iraq Islamic Bank	BAIB	0.780	0.780
Cihan Bank for Islamic Investment&Finan	BCIH	2.200	2.200
Service Sector			
Al-Mosul for funfairs	SMOF	6.500	6.500
AL-Nukhba for Construction	SNUC	0.770	0.770
Rehab Karbalaa	HKAR	0.660	0.660
Industrial Sector			
Iraqi Date Processing and Marketing	IIDP	2.550	2.550
Iraqi Engineering Works	IIEW	5.500	5.500
Iraqi For Tufted Carpets	IITC	17.990	18.000
Ready Made Clothes	IRMC	2.300	2.300
Metallic Industries and Bicycles	IMIB	2.040	2.050
Hotels Sector			
Baghdad Hotel	HBAG	11.580	11.580
Tourist Village of Mosul dam	HTVM	13.600	13.600
Babylon Hotel	HBAY	102.000	102.000
National for Tourist Investment	HNTI	9.250	9.250
Al-Sadeer Hotel	HSAD	22.950	23.000
Agricultural Sector			
Al-Ahlyia agricultural production	AAHP	2.250	2.250
Middle East for Production- Fish	AMEF	5.990	5.990
Company Names	Code	Previous Average Price	Closing Price
Banks Sector			
International Islamic Bank	BINT	0.200	0.200
Region Trade Bank	BRTB	1.000	1.010
Arab Islamic Bank	BAAI	1.000	1.000
Al-Rajih Islamic Bank	BRAJ	1.000	1.000
Erbil Investment & FinanceBank	BERI	0.110	0.110
AL-Anssari Islamic Bank	BANS	0.050	0.050
Al-Mustashar Islamic Bank for Investmen	BMUI	1.000	1.000
Al-Qabidh Islamic Bank	BQAB	0.090	0.090
Trust International Islamic Bank	BTRU	0.750	0.750
World Islamic Bank for Investment	BWOR	1.000	1.000
Al janoob Islamic Bank	BJAB	0.940	0.940
Ameen Al-Iraq Islamic Bank	BAME	1.000	1.000
Iraq Noor Islamic Bank for Investment	BINI	0.250	0.250
Trans Iraq Bank Investment	BTRI	0.310	0.310
Insurance Sector			
Alahliya For Insurance	NAHF	0.850	0.850
Industrial Sector			
Modern chemical industries	IMCI	100.000	100.000
Baghdad for Packing Materials	IBPM	2.850	2.850
Service Sector			
Ibdaa Al-sharq Alwast General Contractir	SIBD	1.000	1.000
Agricultural Sector			
AL-Rebass for Poultry&feed	AREB	-	-
Company Names	Code	Previous Average Price	Closing Price
Banks Sector			
Al-Qurtas Islamic Bank	BQUR	1.000	1.000
Industrial Sector			
Al-Hilal Industries	IHLI	1.490	1.500

Iraq Stock Exchange
Non Iraqis' Bulletin Sunday March 29 2026
Regular Market



Non Iraqi Trading of Regular Market (Buy)

Company Names	Code	No.of trades	Traded Shares	Trading Volume
Banks Sector				
National Bank Of Iraq	BNOI	1	1,270,000	6,134,100
Al-Mansour Bank	BMNS	2	665,751	1,061,305
Total Bank sector		3	1,935,751	7,195,405
Grand Total		3	1,935,751	7,195,405

OTC Platform Trading Bulletin No (53)

Company Name	Code	highest price	lowest price	Average price	No.of Trades	Traded Volume	Traded Value
Banks Sector							
Al-Warka Bank	BWAI	0.190	0.170	0.180	52	212,700,000	37,736,000
Total Of Money Service Sector					52	212,700,000	37,736,000
Industrial Sector							
Kirkuk producing construction	IKFP	2.270	2.270	2.270	1	25,000	56,750
Total Of Industrial Sector					1	25,000	56,750
Total					53	212,725,000	37,792,750

Not Trading OTC Companies

Company Name	Code	Previous Average price
Banks Sector		
Hammurabi Commercial Bank	BHAM	—
Al-Sanam Islamic Bank	BSAN	3.000
Money Service Sector		
Karmal Brokerage	FKSX	10.000
Iraqi Deposit Insurance Corporation	FIDI	1.000
Rabee Securities	FRSE	9.500
Ishtar Gate for e-Paymant	FISH	1.000
Sama Baghdad Exchange	FSBE	—
Insurance Sector		
Al Badia Insurance	NBAD	—
Kurdistan Insurance	NKUI	0.500
Shatt Al Arab Insurance	NSHA	1.000
Elaf Insurance	NELF	—
Dilina Insurance Company	NDIL	—

Iraq Stock Exchange
Non Iraqis' Bulletin Sunday March 29 2026
Regular Market



Non Iraqi Trading of OTC (Sell)

Company Names	Code	No.of trades	Traded Shares	Trading Volume
Banks Sector				
Warka Bank for inv.&Finance	BWAI	9	75,000,000	12,750,000
Total Bank sector		9	75,000,000	12,750,000
Grand Total		9	75,000,000	12,750,000

Iraq Stock Exchange
Sunday 29/3/2026



Trading Bulletin Bonds "Injaz Bonds / Second Edition"

Bonds	Code	opening	highest price	lowest price	Closing Price	prev closing price	No.of Trades	Traded Volume	Traded Value
1,000,000	CB70	965,050	965,050	965,050	965,050	1,026,082	1	18	17,370,900
Total							1	18	17,370,900

Iraq Stock Exchange

Sunday 29/3/2026



سوق العراق للاوراق المالية
IRAQ STOCK EXCHANGE

Not Trading Bonds Bulletin

Bond type	Publish type	Code	last trading price	immortilize date
Banaa Bonds /Million ID	Second	CB20	964,981	19/12/2025
Eamar Bonds /Million ID	First	CB30	1,001,095	—
Eamar Bonds /Million ID	Second	CB40	—	—
Eamar Bonds /500 Thousand ID	Third	CB45	—	—
Eamar Bonds /Million ID	Third	CB50	—	—
Injaz Bonds /500 Thousand ID	First	CB55	—	—
Injaz Bonds /Million ID	First	CB60	—	—
Injaz Bonds /500 Thousand ID	Second	CB65	503,793	—
Injaz Bonds /500 Thousand ID	Third	CB75	—	—
Injaz Bonds /Million ID	Third	CB80	978,182	—
National Bonds/Million ID	First	CB90	—	—
National Bonds/500 Thousand ID	Second	CB95	—	—
National Bonds/Million ID	Second	CB100	—	—